



sublime
ELECTRICAL

T
S H E D S

Sublime Electrical
Innovative Electrical Solutions





sublime

ELECTRICAL

YOUR COMPLETE ELECTRICAL PROJECT SOLUTION

From concept to completion

We have the experience and capability to develop detailed electrical designs, identify value engineering solutions and provide reduced delivery times.

Our project team completes the installation including engagement and management of pre qualified specialist subcontractors so you can focus on building.

The Beginning



Established in 2014 Sublime Electrical is the result of a collaboration between company directors Matthew Sandher and Tim McCann. With a combined 39 years' experience in the construction industry and having worked together in other companies for 7 years previously we felt it was time to join forces to create a company that we could lead through experience, passion and commitment to provide exceptional service to our clients.

The Team



Matthew Sandher (Director)

Matt has strong experience in NSW Government, commercial, multi-residential and education projects, and has built up expertise in Site Foreman, Project Management, Estimating and General Management roles. Throughout his

28 years' experience in the electrical industry, Matt has built a reputation as the guy you can trust to get it done well.

Matt's current focus is to ensure the company continues its growth strategy through supporting our client base and providing quality D&C and construction tender submissions.



Laura Cross (Office Manager)

With over 6 years' experience in administration in commercial electrical contracting Laura's role is to handle all aspects of administration within the business from marketing to payroll, accounts, financial reporting and safety documentation.

Laura is also tasked with keeping her finger on the financial pulse of the business and reporting to directors to ensure it remains financially robust.

Laura's positive energy and enthusiasm are clearly obvious to all who meet her.



Timothy McCann (Director)

Tim has over 11 years' experience delivering outstanding results on Commercial, Civil, Education, and Residential projects.

He successfully heads a close-knit professional team with a hands-on focus for high quality installations. Tim realises the importance of supporting our client to ensure each project is completed on time and budget with attention to detail throughout.

Tim is always on the lookout for new technology, ideas and methodologies that can increase team productivity on site.



Site Staff

We would not be where we are today without a highly qualified and cohesive team of full time employees that take great pride in their work and continually deliver each project on time and to the highest standard. The leadership, knowledge and skill demonstrated by our Site Foremen and licensed tradesmen continually strengthens the company culture while providing training and a career path for our apprentices coming through.

"People are our most important asset and their health and safety is of the greatest importance within a safe and productive work environment."



What makes Sublime Electrical different from other electrical companies.

“Our objective is to provide quality service to a regular client base creating ongoing relationships that benefit both our client and our organisation”



Expert Team

Many years experience in commercial construction allows us to visualise the finished product against the electrical design and ensure any gaps in design or co-ordination between trades is completed early in every project. Continual in house and external training of employees ensures everyone is continually improving and learning new skills within the industry.



Quality

Our entire team take great pride in our work. Following the company Quality Assurance procedures and detailed Inspection & test plans creates a premium quality and defect free finish.



Fast Services

Expert Project Managers and leading edge job management systems operating within the business ensure we are able to provide prompt responses to our clients and in turn keep the project moving.



Support

Supporting our clients is our priority. We achieve this by providing quality tender submissions, strong project management and an experienced qualified site team that is focused on quality.

Services



Electrical Design and construction



Electrical Installation



Civil works/ electrical underground reticulation



Switchboards



Power factor correction



Park and sports field lighting



Lighting control systems



Emergency and exit lighting systems



Fire detection and alarm systems



Security CCTV and access control systems



Communications and structured cabling.



Inspections and maintenance



MATV and Pay TV systems



Public Address Systems




Sectors



CIVIL/ STREET SCAPE



MULTI-RESIDENTIAL



EDUCATION



COMMERCIAL

Projects

ST Benedict's College Oran Park

Category	Education
Client	Marc Morabito Constructions

Electrical services associated with the construction of a new Learning Centre and two level GLA building, extension to the existing car park with lighting and pathways between buildings including access and feature garden lighting.

Sublime were engaged to complete the full electrical, communications, dry fire, Public Address System and Audio Visual. One of the key architectural features of the new Learning Centre is the suspended LED lighting system which was custom made to suit the exact dimensions of the room.



Crescent Plaza Fairfield

Category	Street Scope
Client	Co-Ordinated Landscapes


Sublime were engaged by Co-Ordinated Landscapes to complete the electrical services package.

The project was challenging in the early stages as the site contained existing building foundations from a previous large-scale development. This required review & revision of the initial electrical design to relocate poles and their foundations and underground services as much as possible to reduce the cost associated with removal of these foundations.

The plaza looks fantastic at night with a series of pole lights around the perimeter and detailed feature lighting to seating and landscape features including RGB lighting constantly changing colour and a large screen in the centre of the plaza which creates a great atmosphere. CBUS lighting control has been provided with timed control and scenes and capability for remote control of the lighting by Fairfield Council if required. Infrastructure was also installed to enable complete coverage of the site via security cameras.

“I was very impressed with the way the team at Sublime Electrical handled the project from start to finish. Through their early review of the documentation, RFI’s and immediate placement of long lead time items such as light fittings and switchboard they ensured they met our construction program. In terms of electrical the project was seamless and a great success.”

- Tony Beslich
Construction Manager | Co-ordinated Landscapes





Anglican Schools Office Fit out

Category	Commercial
Client	Rohrig (NSW) Pty Limited

Sublime were engaged by Rohrig to complete the electrical, dry fire and communications services for the 980 square metre office fit out.

The main challenge for the builder on this project was the 5-week construction program. At commencement of the project we reviewed the specified lighting and ascertained that production lead times would mean program was not going to be met. We provided an alternate lighting package that ensured the lighting was delivered and installed on program and saved the client valuable funds in the process.

“The Sublime team has worked on 2 of my projects & I have found them to be excellent. They were proactive in all aspects of the jobs from alternate cost savings for the good of the client to the site staff that were always cooperative & excelled in their works from start to finish. I would have no problem with Tim & the team being on any of my future projects as they always stick to programs & completion dates & their quality of work is second to none”.

**- Graham Bowen
Foreman | Rohrig (NSW)**





Dingle Luxury Apartments Cronulla (Currently Under Construction)

Category	Multi-Residential
Client	Advanced Constructions/ Lainson Holdings

Full Design and Construction contract for this development consisting of 28 luxury apartments, 3 retail tenancies and 2 levels of basement vehicle parking.

We designed the entire power system, lighting including CBUS lighting control, security, access control, CCTV, dry fire detection, BOWS system, MATV and Pay TV systems.



Saltwater Residences

Burraneer Bay

Category	Multi-Residential
Client	RKB Australia Pty Ltd

Sublime were contracted by RKB Australia to complete the full electrical services package on this luxury townhouse development.

We were engaged on a basic version of electrical documents and worked with the builder to develop the electrical design to achieve a cost effective but luxurious feel to the installation. The future NBN rollout was also considered and the conduit and pit infrastructure was installed in readiness for this.





ST Christophers Primary School Panania

Category	Education
Client	Co-Wyn Building

The project consisted of a power upgrade to the school, replacement of school Main switchboard and reconstruction and refurbishment of an existing 2 storey building.

Sublime were engaged to complete the full electrical services package including switchboards, submains, lighting and power, communications and security. We offered an alternate lighting solution which provided valuable cost savings to the client and freed up valuable funds to be used elsewhere.

The power upgrade, installation of new main switchboard and metering was completed with detailed planning to ensure no interruption of power services to the school or associated Parish building.



ST Ursula's Catholic College Kingsgrove

Category	Education
Client	Reitsma Constructions

The project consisted of a refurbishment of existing buildings throughout the school and construction of new Administration building.

Sublime were engaged to complete the full electrical, dry fire, Public Address System, MATV, security and access control services package associated with the project. The project consisted of the refurbishment of 2 existing multi storey buildings to create new food technology classrooms, learning spaces for special needs students with toilet and changeroom facilities. A new 2 level new linkway was built to connect the existing school building to the new Administration building. A complete fire and security upgrade of the school was also completed.





Woronora Cremator Facility

Category	Commercial
Client	Co-Wyn Building

Sublime were engaged for a full electrical services package including specialist sub-contractors.

Sublime were engaged on this fully designed project to complete the electrical services and manage specialist sub-contractors such as dry fire detection and Security. The facility has been designed to include a full CBUS lighting control system with set scenes and ensure energy efficiency. In conjunction with the Hydraulic contractor, Dry fire system and Furnace contractor we installed the Gas Guard system which is a safety interface between the 3 furnaces, including emergency stop buttons which will shut off the gas lines in the event of an emergency. The dry fire system is also interfaced and monitoring this system to ensure a safe environment.

“Sublime Electrical have been engaged to provide complete electrical installations on our commercial projects for more than half a decade.

Directors Matt and Tim are dedicated to ensure the consistent delivery of high quality projects whilst working in accordance with our strict WHS and QA standards.

Their team of tradesman are experienced, efficient and capable of overcoming day to day challenges to ensure the delivery of smooth projects to meet tight deadlines.

We will continue to appoint Sublime Electrical as head electrical contractor on our future projects and most certainly endorse their services.”

- Marc Cohen
General Manager | Co-Wyn Building Group




Harold Park Open Space

Category	Parklands/ Streetscape
Client	Ford Civil Contracting

Sublime were engaged on this fully designed project to complete the electrical services associated with the construction of the park, associated shelter structure and pedestrian bridge.

The park which is central to the new Harold Park Residential development and was constructed to City of Sydney Council Specifications consisted of underground reticulation to various switchboards, irrigation panels and pump stations, event power boards, over 60 pole lights, lighting to the picnic shelter, feature LED strip lighting to retaining walls and handrail lighting integrated into the pedestrian bridge.





St Johns Park Bowling Club – Multi Story Car Park

Category	Commercial
Client	Rohrig (NSW)

Sublime were engaged by Rohrig to complete the full electrical services package.

This project consisted of the construction of 3 additional levels and a new façade to the existing multi storey car park.

We were able to provide significant cost savings by providing an alternate lighting package for the client which consisted of new surface mounted LED lighting to levels 3 and 4 and pole lighting to the roof top level with facility for CCTV cameras. A new passenger lift was installed and upgrades to the fire stairs including emergency and exit lighting and alterations and additions to the existing dry fire detection. Cabling for CCTV and alterations to boom gates were also completed.





Marist College Penshurst Stage 2

Category	Education
Client	Marc Morabito Constructions

Installation of electrical services to a new 3 level building consisting of GLA's, science and art learning areas, staff study area and common room.

Sublime were engaged to complete the full electrical, communications, fire doors, security and access control services package associated with the project. The project consisted of the construction of a 3-level building to create new GLA's, science lab's, art spaces and a staff study/common room on level 3. Full diversion of the existing electrical and communications services was required to enable construction of the new building.

"Sublime are a reliable, professional company and effortless to work with. Always delivering on time with high standards of excellence. I was very impressed with the level of quality, commitment to safety and responsiveness to the multiple design and construction challenges faced during the course of the project."

- Russell Hutchinson
Site Manager | Marc Morabito Constructions



Marist College Stage 3

Category	Education
Client	Marc Morabito Constructions

The project consisted of the installation of electrical services to a new 3 level building consisting of GLA's, science and art learning areas, staff study area and common room.

Following on from our stage 2 contract Sublime were re-engaged for stage 3 to complete the full electrical package including, communications, fire doors, security and access control services package associated with the project. The project consisted of the construction of a 3-level building to create a new GLA's, Hospitality lab, multi-purpose space, Drama rooms, Dance studio and music rooms and canteen.

"Sublime are a reliable, professional company and effortless to work with. Always delivering on time with high standards of excellence. I was very impressed with the level of quality, commitment to safety and responsiveness to the multiple design and construction challenges faced during the course of the project."

- Russell Hutchinson
Site Manager | Marc Morabito Constructions

Systems



Workplace Health & Safety Management – Aligned to AS/NZS 4801

Sublime Electrical is committed to the health and safety of all employees and others that may be affected by our work activities. This includes the protection of all workers by complying with WHS legislation, demonstrating due diligence and the application of best practice strategies and industry-based WHS policies and procedures. Our staff are our most important asset and their health and safety is of the greatest importance within a safe and productive work environment.

Site Specific Safety Management Plans are developed to suit each project and are formed from NECA (National Electrical Contractors Association) approved documentation.



Quality Insurance/ Environmental Management

At Sublime we recognise that providing quality products and services is of paramount importance not only to our clients but our ongoing success and reputation. Our commitment is to always comply with all legal and statutory regulations. In our continuing effort to maintain this standard we ensure staff receive on-going industry training and our quality assurance check sheets and ITP's are used on every project.

We have built a comprehensive in house library of Quality Assurance check lists and implement a Quality Assurance and Inspection Test Plan tailored to each project individually.



Project Management Software

We operate the business using Simpro cloud based Estimating and Project Management Software which enables the management and site team clear access to project information and documentation. The benefit to our clients is the increased speed in which information can be conveyed and directions can be issued from management to the site team.



Company Name : **Sublime Electrical Pty Ltd.**

ABN : **73 169 750 190**

Office Address : **13/70-72 Captain Cook Drive Caringbah
NSW 2229**

Postal Address : **PO Box 27 Cronulla NSW 2230**

Office Phone : **02 9525 1983**

Email : **office@sublimeelectric.com.au**

Website : **www.sublimeelectric.com.au**

Contractor's License : **273936C**

NECA Member : **N011784**

Insurances

Public Liability Insurance is held to the value of \$20,000,000 with Savannah Insurance, Policy No. NECA180082

Workers Compensation Insurance is held with iCare Workers Insurance, Policy NO. 107606101



Community & Sponsorships

We proudly support the following organisations



Interplast[®]

Repairing bodies & rebuilding lives
in the Asia Pacific region





sublime
ELECTRICAL

www.sublimeelectric.com.au